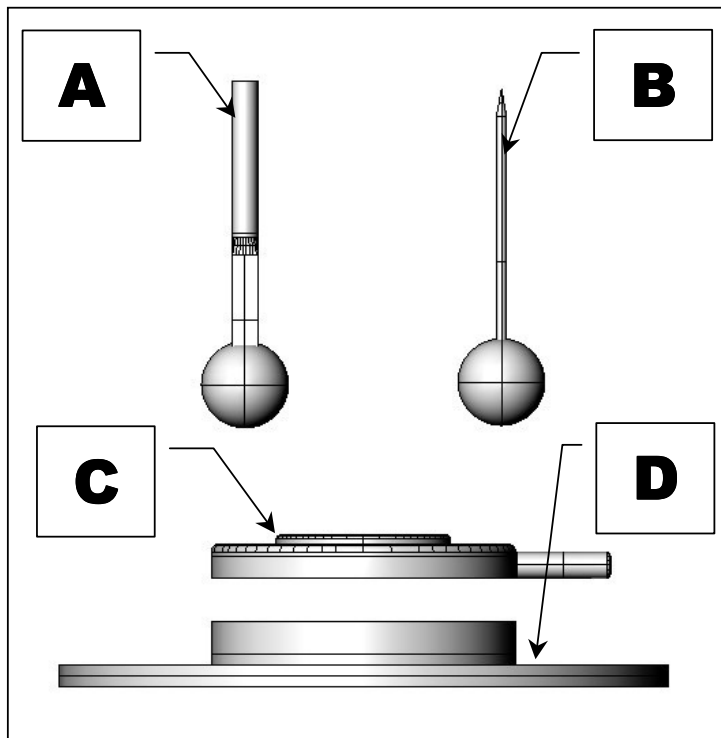


# SN01 - SUPPORT WITH SPHERICAL JOINT

DESIGNED TO FIX: *LASTS FOR FOOTWEAR, HEELS, SOLES*

(Compatible with products SCANNY3D BASE, SCANNY3D MAX, SCANNY3D MINI)



**A** = hinge for implantation of lasts or other big objects

**B** = hinge for implantation of heels or other small objects


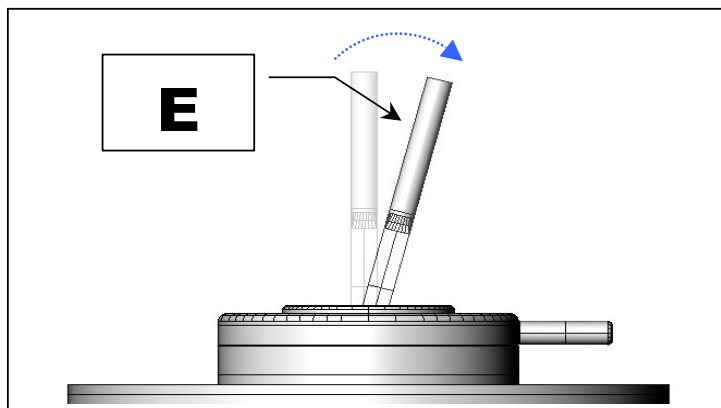
**C** = blocking ring

**D** = bottom plate

**E** = angle of maximum rotation (about 30 degrees)



Components of the support SN01



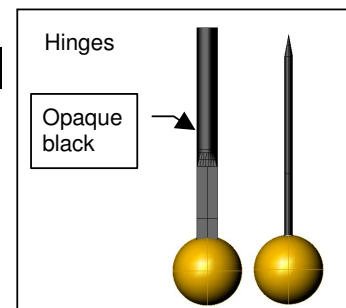
An example of usage

## MAINTENANCE AND SETTINGS

IN ORDER TO KEEP THE SN01 SUPPORT FULL OPERATIVE PLEASE FOLLOW THE RULES BELOW:

### Clean the hinges:

It is recommended to keep the hinges (and the spheres) always clean; the hinges should have an opaque black colour; after a long time the black colour could vanish; in this case cover the hinge with a black opaque paint; in this way the scanning process will be more easy because the metal doesn't reflect the scanner's laser beams;



### IMPORTANT: Handling Precautions:

The hinges could be dangerous, especially the small tip; during the usage don't keep the tips toward you. To use safety gloves it is recommended.