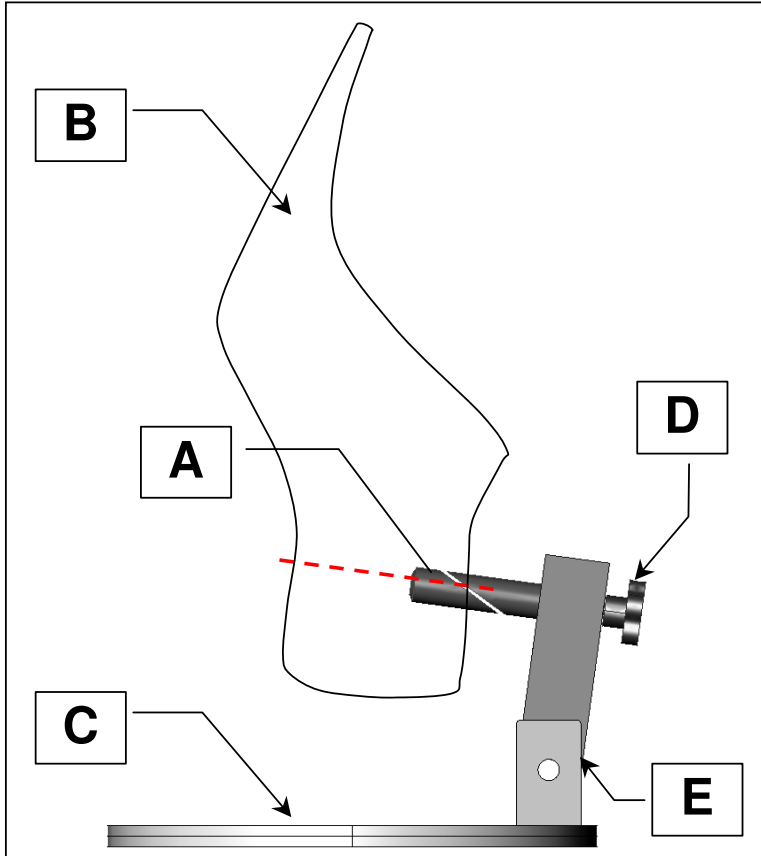


SN02 - SUPPORT WITH JOINT FOR LASTS

DESIGNED TO FIX: **LASTS FOR FOOTWEAR**

(Compatible with products: SCANNY3D BASE, SCANNY3D MAX, SCANNY3D MINI)



A = Hinge for implantation of lasts for footwear


B = Last for footwear

C = Bottom plate

D = knob to fix the last

E = Jointed support

Pivot to fix the last for footwear

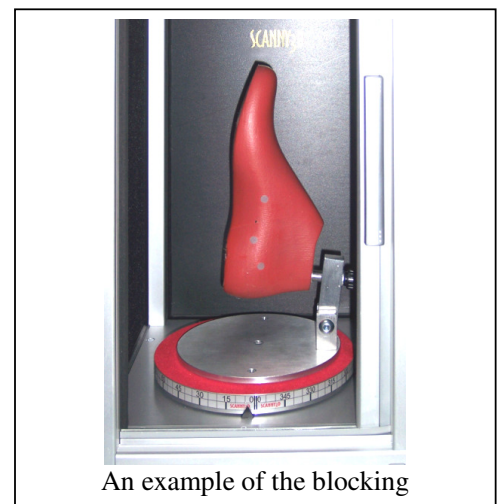
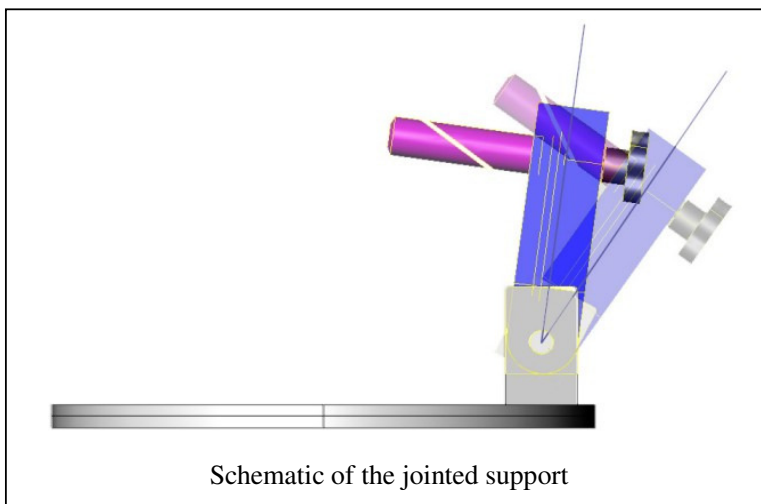


To block the last:

Screw strongly the knob contained in the support.

To unblock the last:

Beat the knob toward the last to unhook the last from the pivot, then unscrew the knob.



MAINTENANCE:

In order to keep the SN02 support full operative please keep the hinge and the aluminum block always clean (back opaque), in order to avoid that the metal reflects the scanner's laser beams. after a long time the black colour could vanish; in this case cover the hinge with a black opaque paint.