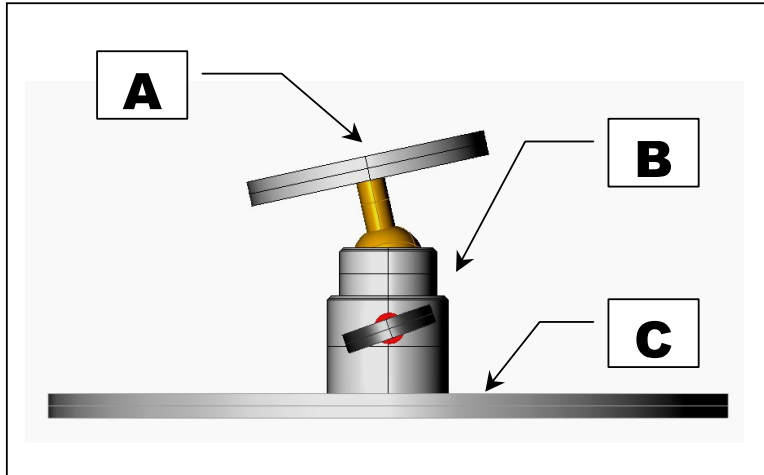


SN03 – INCLINABLE ADHESIVE SUPPORT

ALLOWS TO FIX AND ORIENT SMALL OBJECTS INSIDE THE SCANNER.

(Compatible with products: SCANNY3D BASE, SCANNY3D MAX, SCANNY3D MINI)



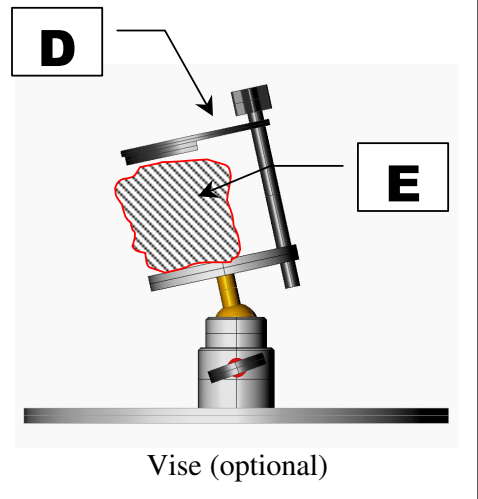
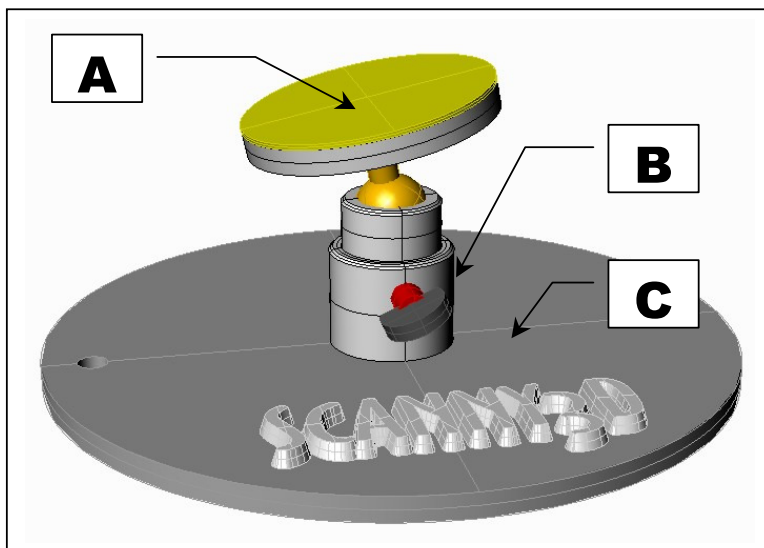
A = Adhesive support

B = fixing knob

C = Bottom plate

D = Vise (optional)

E = Object to acquire



WISE (OPTIONAL):

The inclinable disc has an hole that could accept M5 screws, where you can insert a vise useful to fix the object to acquire if the adhesive is not strong or secure (see the picture).

Usually the vise requires an "angular" scanning, not a 360 degrees scanning, in order to avoid shadows generated by the vise's screw (*for more information please refer to the software's manual*).

MAINTENANCE:

Suggestions to keep the SN03 support always full operative:

- 1) Replace the adhesive on the upper disc when it is necessary in order to fix strongly the object to acquire;
- 2) When the optional vise is inserted it is suggested to apply an adhesive black velvet (included in the packaging) on the upper disc in order to avoid reflections of the laser beams on the disc.